

1-1827863-7 ✓ ACTIVE



Dynamic Series | Dynamic 1000 Series

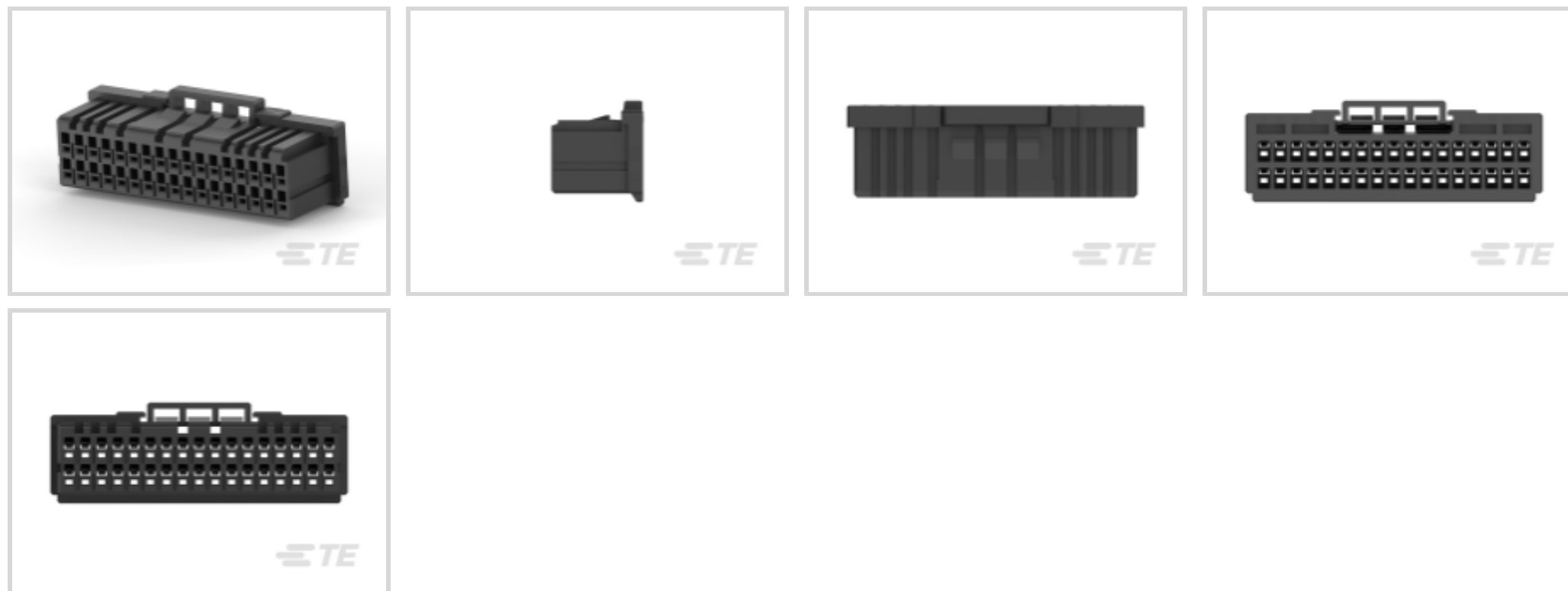
TE Internal #: 1-1827863-7

Housing, Receptacle, Wire-to-Board, 34 Position, 2 mm [.079 in]
Centerline, Crimp, 2 Row, Black, Mating Retention, Wire & Cable,
Dynamic 1000 Series

[View on TE.com >](#)

Connectors > PCB Connectors > Wire-to-Board Connectors > Wire-to-Board Connector Assemblies & Housings >

DYNAMIC 1100 REC AND TAB HSG



Connector Product Type: **Housing**

Connector & Housing Type: **Receptacle**

Connector System: **Wire-to-Board**

Number of Positions: **34**

Centerline (Pitch): **2 mm [.079 in]**

[All DYNAMIC 1100 REC AND TAB HSG \(53\)](#)

Features

Product Type Features

Connector Product Type	Housing
Connector & Housing Type	Receptacle
Connector System	Wire-to-Board
Sealable	No
Connector & Contact Terminates To	Wire & Cable

Configuration Features

Number of Positions	34
Number of Rows	2

Termination Features

Termination Method to Wire & Cable	Crimp
------------------------------------	-------

Mechanical Attachment



Mating Retention	With
Connector Mounting Type	Cable Mount (Free-Hanging)

Housing Features

Centerline (Pitch)	2 mm [.079 in]
Housing Color	Black

Dimensions

Row-to-Row Spacing	3.3 mm [.129 in]
--------------------	------------------

Usage Conditions

Operating Temperature Range	-55 – 105 °C [-67 – 221 °F]
-----------------------------	-----------------------------

Operation/Application

Circuit Application	Signal
---------------------	--------

Product Compliance

[For compliance documentation, visit the product page on TE.com>](#)

EU RoHS Directive 2011/65/EU	Compliant
EU ELV Directive 2000/53/EC	Compliant
China RoHS 2 Directive MIIT Order No 32, 2016	No Restricted Materials Above Threshold
EU REACH Regulation (EC) No. 1907/2006	Current ECHA Candidate List: JUNE 2022 (224) Candidate List Declared Against: JUNE 2022 (224) Does not contain REACH SVHC
Halogen Content	Not Low Halogen - contains Br or Cl > 900 ppm.
Solder Process Capability	Not applicable for solder process capability

Product Compliance Disclaimer

This information is provided based on reasonable inquiry of our suppliers and represents our current actual knowledge based on the information they provided. This information is subject to change. The part numbers that TE has identified as EU RoHS compliant have a maximum concentration of 0.1% by weight in homogenous materials for lead, hexavalent chromium, mercury, PBB, PBDE, DBP, BBP, DEHP, DIBP, and 0.01% for cadmium, or qualify for an exemption to these limits as defined in the Annexes of Directive 2011/65/EU (RoHS2). Finished electrical and electronic equipment products will be CE marked as required by Directive 2011/65/EU. Components may not be CE marked. Additionally, the part numbers that TE has identified as EU ELV compliant have a maximum concentration of 0.1% by weight in homogenous materials for lead, hexavalent chromium, and mercury, and 0.01% for cadmium, or qualify for an exemption to these limits as defined in the Annexes of Directive 2000/53/EC (ELV). Regarding the REACH Regulation, the information TE provides on SVHC in articles for this part number is based on the latest European Chemicals Agency (ECHA) 'Guidance on requirements for substances in articles' posted at this URL: <https://echa.europa.eu/guidance-documents/guidance-on-reach>

Compatible Parts



TE Part # CAT-D9934-A15E
Header Assembly: Wire-to-Board, 3A, Gold or Tin Plated




TE Part # CAT-D9934-A15A
DYNAMIC 1100 REC AND TAB HSG




TE Part # 1-1871315-7
D1100D HDR ASSY V 34PX Pre-TIN

Also in the Series | Dynamic 1000 Series



Connector Contacts(1)




Insertion & Extraction Tools(2)




PCB Connector Keying(1)




PCB Connector Mounting(2)




PCB Headers & Receptacles(171)




Rectangular Connector Housings(2)



Standard Rectangular Connectors(1)



Wire-to-Board Connector Assemblies & Housings(157)



Wire-to-Board Connector Contacts(38)

Documents

Product Drawings

DYNAMIC 1100D REC HSG X 34P BLACK

English

CAD Files

3D PDF



3D

Customer View Model

[ENG_CVM_CVM_1-1827863-7_P.2d_dxf.zip](#)

English

Customer View Model

[ENG_CVM_CVM_1-1827863-7_P.3d_igs.zip](#)

English

Customer View Model

[ENG_CVM_CVM_1-1827863-7_P.3d_stp.zip](#)

English

By downloading the CAD file I accept and agree to the [Terms and Conditions](#) of use.

Datasheets & Catalog Pages

[1-1773721-5_DYNAMIC_SERIES_QRG](#)

English

[1-1773732-4_DYNAMIC_SERIES_CATALOG_ENGLISH](#)

Japanese

[1-1773732-4_DYNAMIC_SERIES_CATALOG_ENGLISH](#)

English

Product Specifications

Product Specification

English

Product Specification

English

DYNAMIC CONNECTOR D1000 SERIES SMT

Japanese

Product Specification

Japanese

Product Environmental Compliance

[MD_1-1827863-7_11222017753_dmtec](#)

English

[MD_1-1827863-7_11222017753_dmtec](#)

English

Instruction Sheets

Instruction Sheet (non U.S.)

English

Agency Approvals

TUV Certificate

English